



The PHP Framework **for Web Artisans**

<https://www.apachefriends.org>



XAMPP Apache + MariaDB + PHP + Perl

What is XAMPP?

XAMPP is the most popular PHP development environment

XAMPP is a completely free, easy to install Apache distribution containing MariaDB, PHP, and Perl. The XAMPP open source package has been set up to be incredibly easy to install and to use.



Download

[Click here for other versions](#)



XAMPP for **Windows**

8.2.4 (PHP 8.2.4)



XAMPP for **Linux**

8.2.4 (PHP 8.2.4)



XAMPP for **OS X**

8.2.4 (PHP 8.2.4)

<https://getcomposer.org/>



A Dependency Manager for PHP

Latest: **2.5.8** ([changelog](#))

[Getting Started](#)

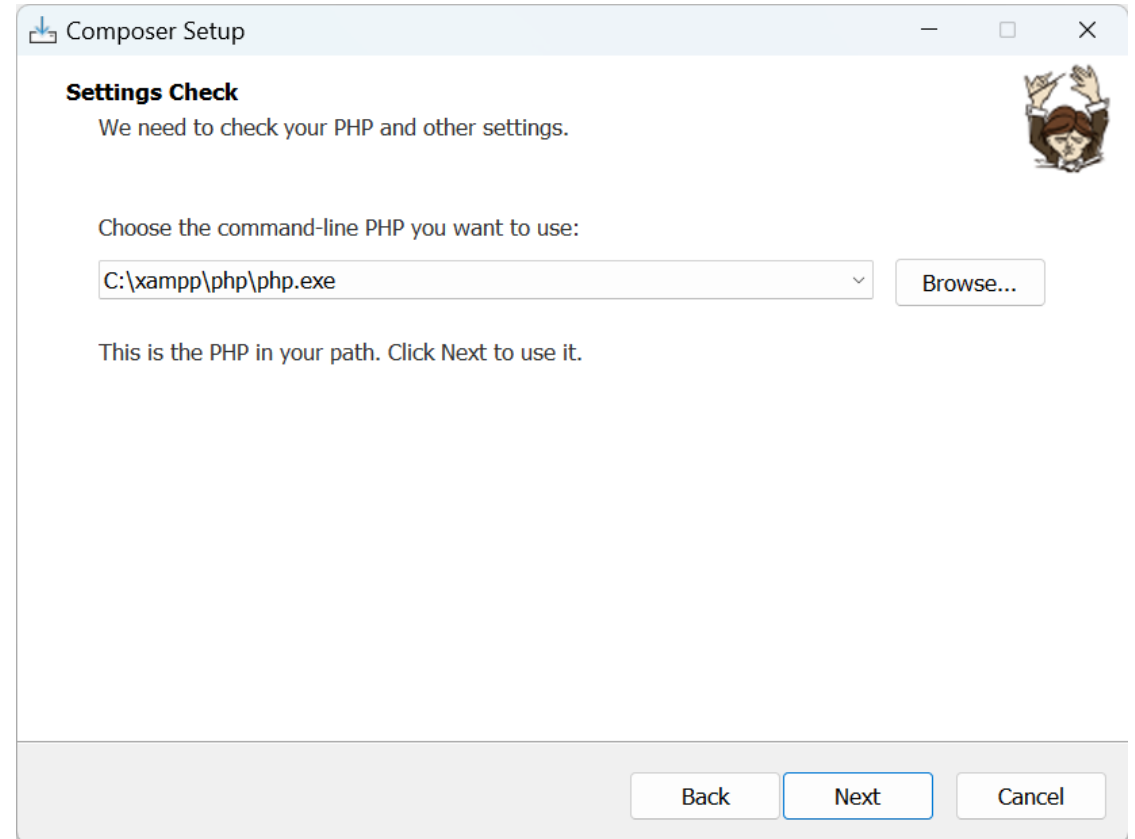
[Download](#)

[Documentation](#)

[Browse Packages](#)

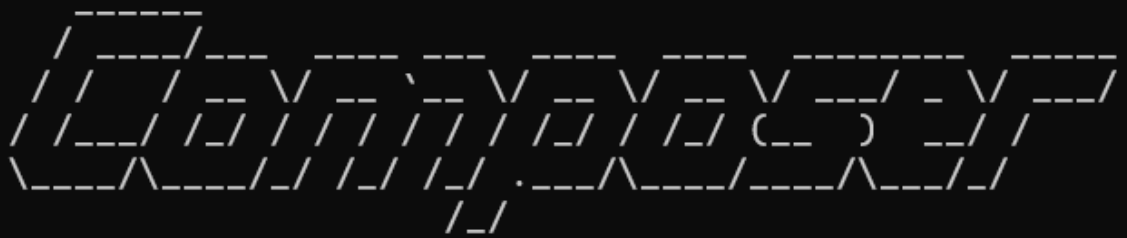
[Issues](#)

[GitHub](#)



Microsoft Windows [Version 10.0.25905.1000]
(c) Microsoft Corporation. All rights reserved.

C:\Users\RE7997>composer



Composer version 2.5.8 2023-06-09 17:13:21

Usage:

command [options] [arguments]

Options:

- h, --help Display help for the given command. When no command is given display help for the **li** command
- q, --quiet Do not output any message
- V, --version Display this application version
- ansi|--no-ansi Force (or disable --no-ansi) ANSI output
- n, --no-interaction Do not ask any interactive question
- profile Display timing and memory usage information
- no-plugins Whether to disable plugins.
- no-scripts Skips the execution of all scripts defined in composer.json file.
- d, --working-dir=WORKING-DIR If specified, use the given directory as working directory.
- no-cache Prevent use of the cache
- v|vv|vvv, --verbose Increase the verbosity of messages: 1 for normal output, 2 for more verbose output a
3 for debug

composer global require laravel/installer

After you have installed PHP and Composer, you may create a new Laravel project via the Composer `create-project` command:

```
composer create-project laravel/laravel example-app
```

Or, you may create new Laravel projects by globally installing the Laravel installer via Composer. Or, if you installed PHP and Composer via [Laravel Herd](#), the Laravel installer is already available to you:

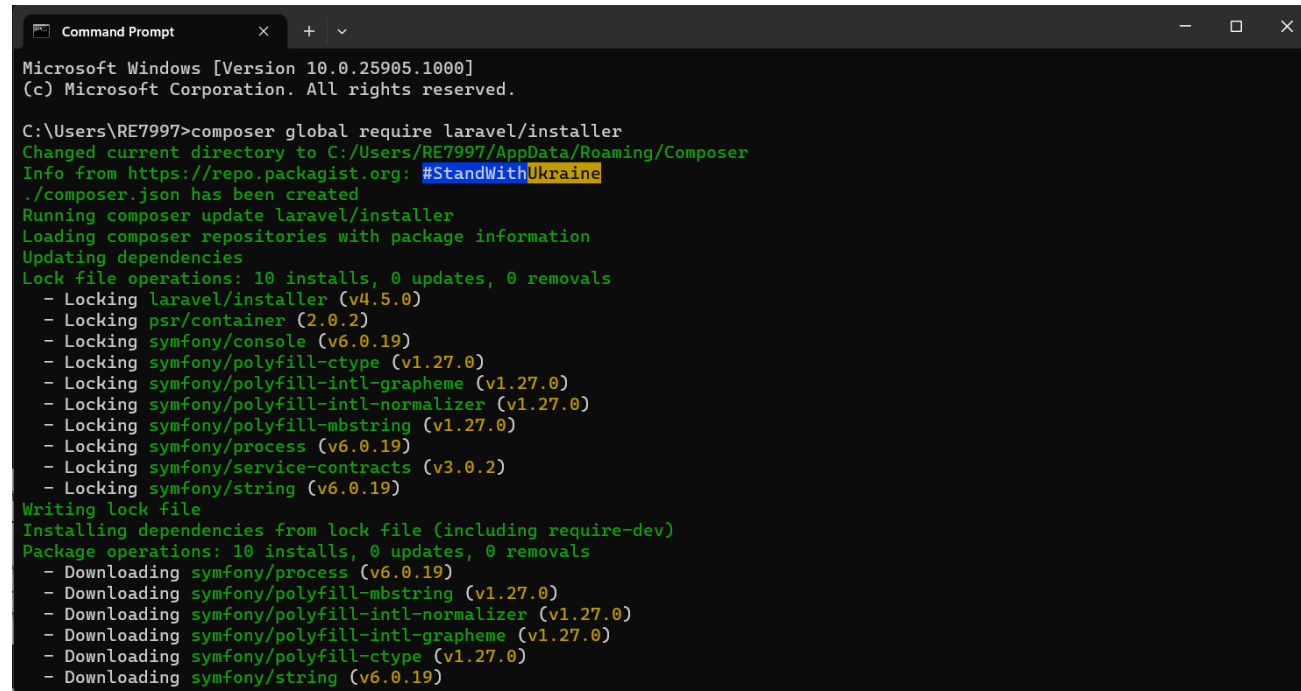
```
composer global require laravel/installer

laravel new example-app
```

After the project has been created, start Laravel's local development server using the Laravel's Artisan CLI `serve` command:

```
cd example-app

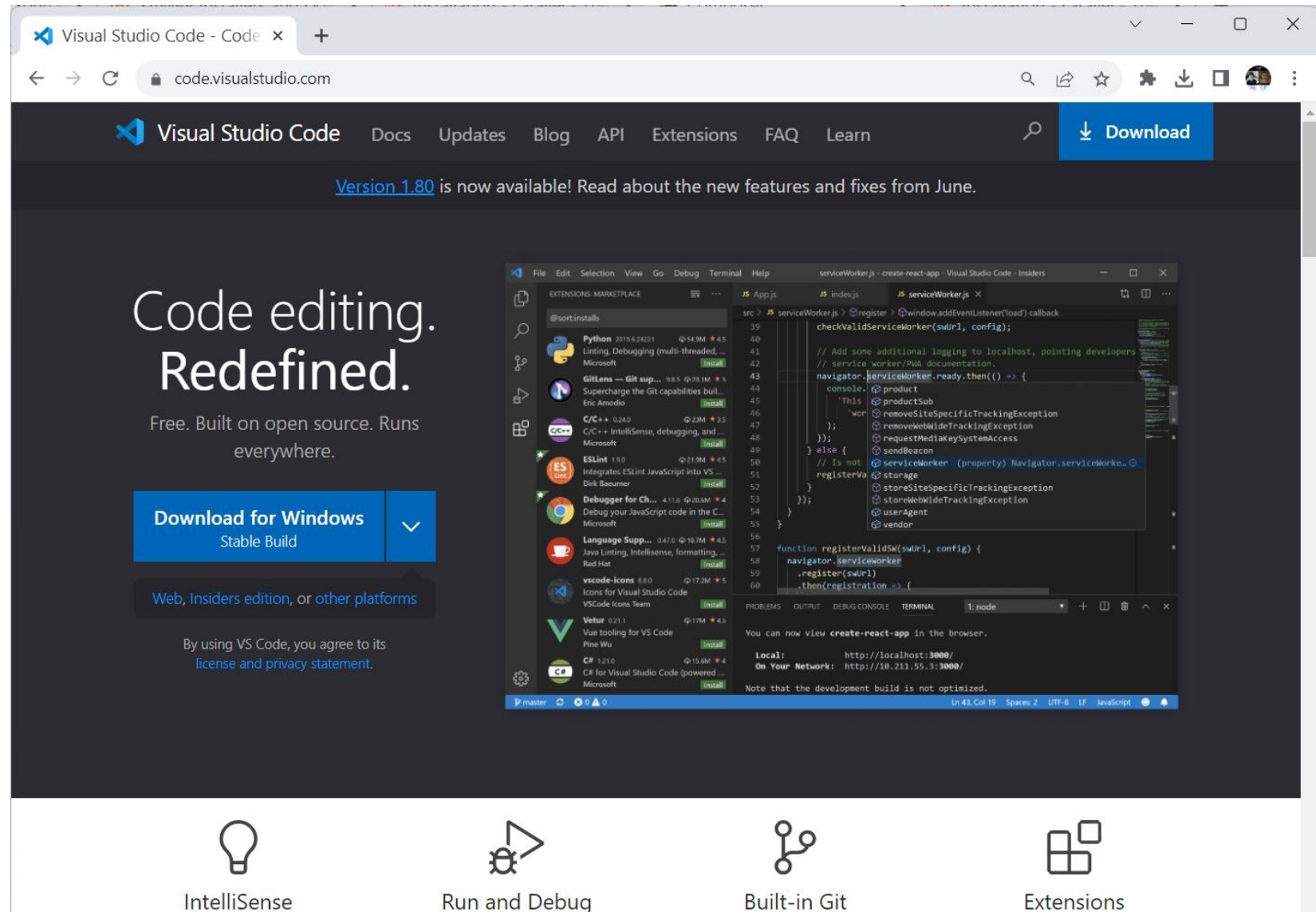
php artisan serve
```



```
Microsoft Windows [Version 10.0.25905.1000]
(c) Microsoft Corporation. All rights reserved.

C:\Users\RE7997>composer global require laravel/installer
Changed current directory to C:/Users/RE7997/AppData/Roaming/Composer
Info from https://repo.packagist.org: #StandWithUkraine
./composer.json has been created
Running composer update laravel/installer
Loading composer repositories with package information
Updating dependencies
Lock file operations: 10 installs, 0 updates, 0 removals
- Locking laravel/installer (v4.5.0)
- Locking psr/container (2.0.2)
- Locking symfony/console (v6.0.19)
- Locking symfony/polyfill-ctype (v1.27.0)
- Locking symfony/polyfill-intl-grapheme (v1.27.0)
- Locking symfony/polyfill-intl-normalizer (v1.27.0)
- Locking symfony/polyfill-mbstring (v1.27.0)
- Locking symfony/process (v6.0.19)
- Locking symfony/service-contracts (v3.0.2)
- Locking symfony/string (v6.0.19)
Writing lock file
Installing dependencies from lock file (including require-dev)
Package operations: 10 installs, 0 updates, 0 removals
- Downloading symfony/process (v6.0.19)
- Downloading symfony/polyfill-mbstring (v1.27.0)
- Downloading symfony/polyfill-intl-normalizer (v1.27.0)
- Downloading symfony/polyfill-intl-grapheme (v1.27.0)
- Downloading symfony/polyfill-ctype (v1.27.0)
- Downloading symfony/string (v6.0.19)
```

<https://code.visualstudio.com/>



Visual Studio Code - Code x +

code.visualstudio.com

Visual Studio Code Docs Updates Blog API Extensions FAQ Learn

Download

Version 1.80 is now available! Read about the new features and fixes from June.


Code editing. Redefined.


Free. Built on open source. Runs everywhere.


[Download for Windows](#)
Stable Build


[Web, Insiders edition, or other platforms](#)

By using VS Code, you agree to its [license and privacy statement](#).

 IntelliSense

 Run and Debug

 Built-in Git

 Extensions

Creating new Laravel project

laravel new laravel_api

```
Command Prompt
C:\Users\RE7997>laravel new laravel_api

  _____
 /          \
|             |
|  L A R A V E L  |
|             |
 \          /
  _____

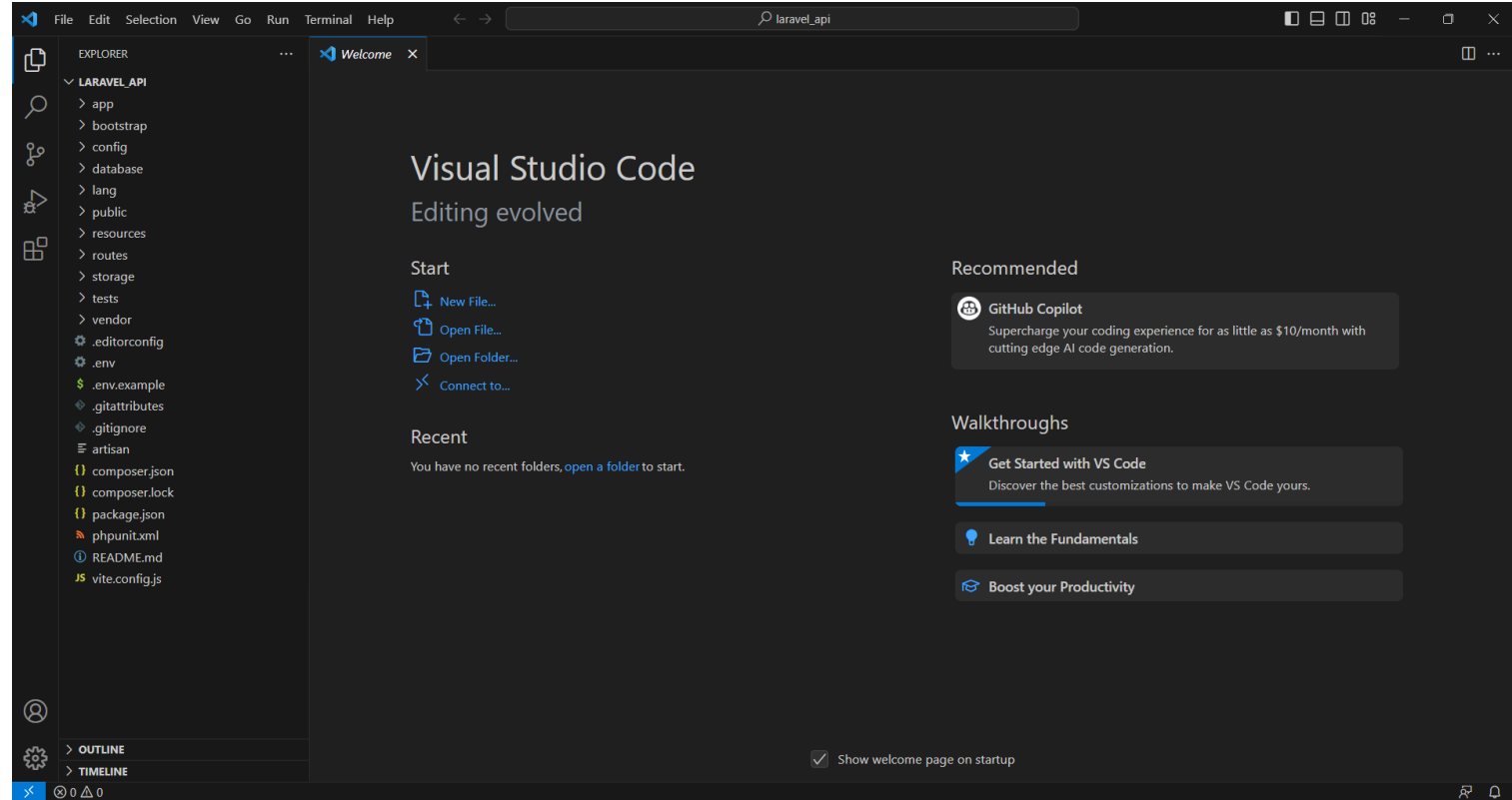
Creating a "laravel/laravel" project at "./laravel_api"
Info from https://repo.packagist.org: #StandWithUkraine
Cannot use laravel/laravel's latest version v10.2.5 as it requires php ^8.1 which is not satisfied by your platform.
Installing laravel/laravel (v9.5.2)
- Downloading laravel/laravel (v9.5.2)
  - Installing laravel/laravel (v9.5.2): Extracting archive
    Created project in C:\Users\RE7997\laravel_api
> @php -r "file_exists('.env') || copy('.env.example', '.env');"
Loading composer repositories with package information
Updating dependencies
Lock file operations: 111 installs, 0 updates, 0 removals
- Locking brick/math (0.11.0)
- Locking dflydev/dot-access-data (v3.0.2)
- Locking doctrine/deprecations (v1.1.1)
- Locking doctrine/inflector (2.0.8)
- Locking doctrine/instantiator (1.5.0)
- Locking doctrine/lexer (2.1.0)
- Locking dragonmantank/cron-expression (v3.3.2)
- Locking egulias/email-validator (3.2.6)
- Locking fakerphp/faker (v1.23.0)
- Locking filp/whoops (2.15.3)
```

```
Command Prompt
Microsoft Windows [Version 10.0.25905.1000]
(c) Microsoft Corporation. All rights reserved.

C:\Users\RE7997>cd laravel_api

C:\Users\RE7997\laravel_api>code .

C:\Users\RE7997\laravel_api>
```



EXPLORER

- ▼ LARAVEL_API
 - > app
 - > bootstrap
 - > config
 - > database
 - > lang
 - > public
 - > resources
 - > routes
 - > storage
 - > tests
 - > vendor
 - ⚙ .editorconfig
 - ⚙ .env
 - 💰 .env.example
 - 💎 .gitattributes
 - 💎 .gitignore
 - ☰ artisan
 - { } composer.json
 - { } composer.lock
 - { } package.json
 - 🔥 phpunit.xml
 - 📄 README.md
 - JS vite.config.js
- > OUTLINE
- > TIMELINE

Welcome X

Start

- + New File...
- 📄 Open File...
- 📁 Open Folder...
- <> Connect to...

Recent

You have no recent folders, [open a folder](#) to start.

Recommended

GitHub Copilot
 Supercharge your coding experience for as little as \$10/month with cutting edge AI code generation.

Walkthroughs

- ★ **Get Started with VS Code**
Discover the best customizations to make VS Code yours.
- 💡 **Learn the Fundamentals**
- 🎓 **Boost your Productivity**

Show welcome page on startup

PROBLEMS OUTPUT DEBUG CONSOLE TERMINAL

```
PS C:\Users\RE7997\laravel_api> php artisan serv
INFO Server running on [http://127.0.0.1:8000].
Press Ctrl+C to stop the server
```

php artisan serv



Documentation

Laravel has wonderful, thorough documentation covering every aspect of the framework. Whether you are new to the framework or have previous experience with Laravel, we recommend reading all of the documentation from beginning to end.



Laracasts

Laracasts offers thousands of video tutorials on Laravel, PHP, and JavaScript development. Check them out, see for yourself, and massively level up your development skills in the process.



Laravel News

Laravel News is a community driven portal and newsletter aggregating all of the latest and most important news in the Laravel ecosystem, including new package releases and tutorials.



Vibrant Ecosystem

Laravel's robust library of first-party tools and libraries, such as [Forge](#), [Vapor](#), [Nova](#), and [Envoyer](#) help you take your projects to the next level. Pair them with powerful open source libraries like [Cashier](#), [Dusk](#), [Echo](#), [Horizon](#), [Sanctum](#), [Telescope](#), and more.